


[View Single Post](#)Thread: New Product [FrSky - ETHOS Lua Script Programming](#) Jan 07, 2023

#623

 Lothar Thole

## Updated Status widget for 3 states

Here is my updated Status widget for showing the status of 3 states, like High, Medium, Low. You select a source, and then define two threshold % values.

- If the source value > threshold1, then State 1 will be displayed.
- If the the source value is below threshold1 but above threshold2, then State 2 will be displayed.
- If the source value is below threshold2, then State 3 will be displayed.

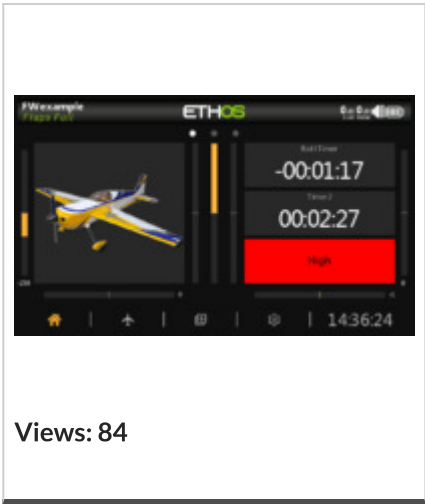
You can define the text and background color for all 3 states.

The default thresholds of +50% and -50% are fine for showing the status of a 3 position switch, which has values of +100%, 0% and -100%. If you select a Logic Switch as the source, the middle state 2 will be ignored.

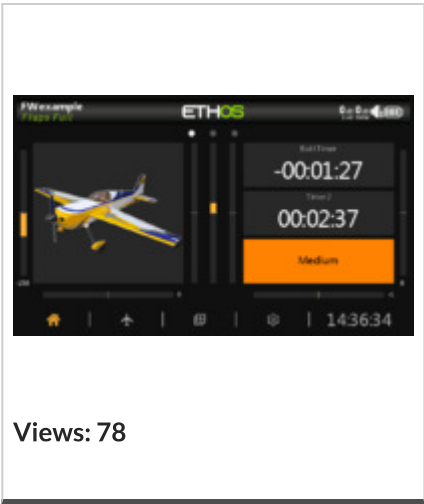
In my example I used Pot3 as the source. It's value can be seen as the centre slider in the screenshots.

Just copy the unzipped 'status3' folder to the 'scripts' folder on your SD card, then reboot your radio. The widget will appear as 'Lua Status 3'. Assign your source, then check how your colours and labels need to be assigned under State 1,2 and 3 to give the correct indications.

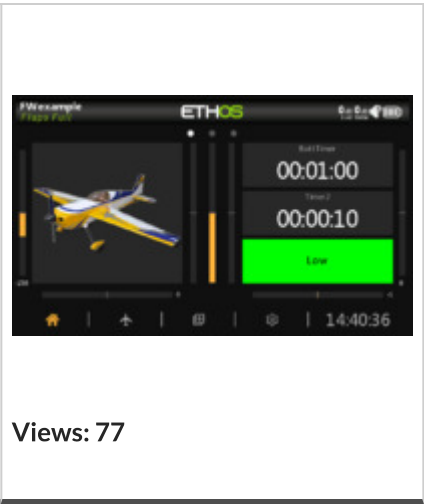
 Images[View all Images in thread](#) 

A screenshot of the ETHOS Lua script interface. It features a top status bar with 'ETHOS' and a battery icon. Below, there's a central display area with a yellow and blue airplane icon. To the right, two digital readouts show 'Run Time' as -00:01:17 and 'Time 2' as 00:02:27. A large red bar at the bottom indicates a 'High' status. The bottom of the screen shows a row of icons and a numeric display '143624'.


Views: 84

A screenshot of the ETHOS Lua script interface, similar to the first one. The 'Run Time' is -00:01:27 and 'Time 2' is 00:02:37. The large bar at the bottom is orange, indicating a 'Medium' status. The numeric display at the bottom shows '143634'.

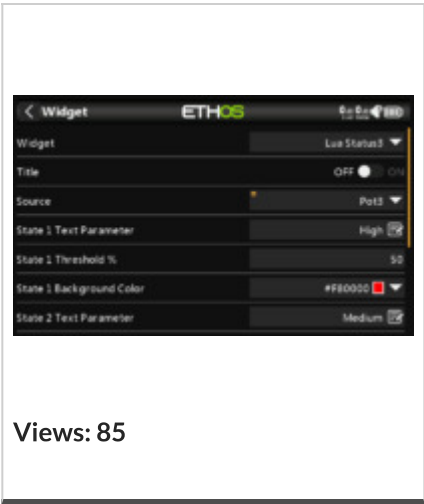
Views: 78

A screenshot of the ETHOS Lua script interface. The 'Run Time' is 00:01:00 and 'Time 2' is 00:00:10. The large bar at the bottom is green, indicating a 'Low' status. The numeric display at the bottom shows '14:40:36'.

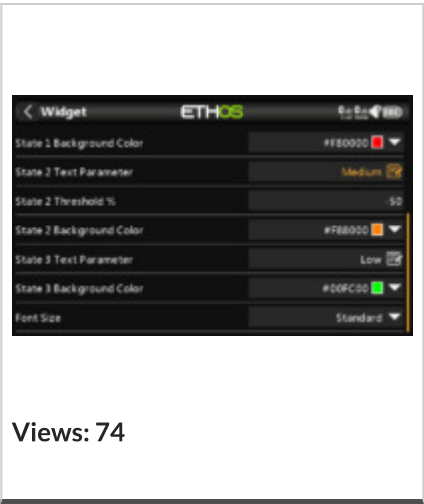
Views: 77

A diagram showing three colored boxes: a red box labeled 'High', an orange box labeled 'Medium', and a green box labeled 'Low'. To the right of each box is its configuration: 'High' is 'Source > Threshold 1', 'Medium' is 'Source > Threshold 2', and 'Low' is 'Source > Threshold 2'.

Views: 88

A screenshot of the ETHOS Lua script configuration screen for a widget. It shows various settings like 'Widget', 'Title', 'Source', 'State 1 Text Parameter', 'State 1 Threshold %', 'State 1 Background Color', 'State 2 Text Parameter', and 'State 3 Background Color'. The 'Status' is set to 'Off' and 'Pot3' is selected.

Views: 85

A screenshot of the ETHOS Lua script configuration screen for a widget, showing state parameters. It includes settings for 'State 1 Background Color' (#F80000), 'State 2 Text Parameter' (Medium), 'State 2 Threshold %' (50), 'State 3 Background Color' (#F80000), 'State 3 Text Parameter' (Low), 'State 3 Background Color' (#00FC00), and 'Font Size' (Standard).

Views: 74

Files

[View all Files in thread](#)

status3.zip (3.2 KB) 49 views

Last edited by Lothar Thole; Jan 08, 2023 at 10:23 PM. Reason: Assigned default colours and labels

Quote

